



# ECONOMIC CENSUS 2011

## PHASE 1 REPORT

Published by  
Central Statistical Office (CSO) Swaziland  
Mhlambanyatsi Road, Ministerial Office Building  
P.O. Box 456, H100 Mbabane  
[www.swazistats.org.sz](http://www.swazistats.org.sz)  
[national.accounts@gov.sz](mailto:national.accounts@gov.sz)  
December, 2015

## **Foreword**

The Swaziland Economic Census was done for the first time and it covered the whole country. It was done in two phases: phase 1 where it mainly forecasts on the listing of all economic establishments in the country. Though the Census covered all the regions, Urban-Rural as well as Tinkhundla centres, the results are presented at a country level.

On behalf of the Swaziland Government, The Ministry of Economic Planning and Development through the Central Statistical Office, would like to express its sincere gratitude to all stakeholders, establishments, organisations and individuals who have made contributions towards the success of the first economic census of Swaziland. Special thanks goes to the CSO staff mainly from the Economic division as well as the data processing unit.

Our sincere appreciation goes to the Economic census Enumerations and Supervisors who worked tirelessly during this exercise in spite of the many fieldwork and technical challenges that were faced.

Finally the CSO would like to thank everyone that contributed directly or indirectly, but mentioned above, to the success and in the publication of this phase 1 report. The statistical data collected during this exercise is rich and can be used extensively without any doubt. The report is just a portion of what was obtained and more reports will follow after the completion of phase 2. On behalf of the CSO, I urge all interested users to contact the CSO for any data not found in this publication but was collected in the Economic census.



**Amos Zwane**  
**Director of Statistics**

## Table of Contents

Foreword .....	I
Table of Contents.....	II
List of Tables .....	III
List of Figures .....	III
1. Background Information.....	2
2. Objectives .....	2
3. Scope and Coverage.....	2
4. Limitations .....	3
5. Non Sampling Errors .....	3
6. Methodology .....	3
7. Definitions of terms .....	3
8. Classifications of the national accounts.....	4
9. Results of the Census (Phase I) .....	7
Appendix A: Concepts and Definitions of Terms .....	26
Appendix B: International Standard Industrial Classification (ISIC) Revision 4 Sections.....	28
General Information .....	43

**List of Tables**

Table 1: Broad correspondence between ISIC rev. 3 and ISIC rev. 4 Sections ..... 6

Table 2: Number and Percent of Establishments by Sector..... 7

Table 3: Percentages of Establishments by Sector and Registration Status ..... 9

Table 4: Distribution of Turnover by Sector..... 10

Table 5: Number of Employees by Sector ..... 11

Table 6: Percentage of Employees Entitled to Pension, Gratuity or Social Security by Sector13

Table 7: Employees Entitled to Paid Leave by Sector ..... 14

Table 8: Establishments by Type of Structure / Place where they operate ..... 16

Table 9: Source of Capital for Starting Business by Sector ..... 18

Table 10: Establishment Ownership Status by Sector ..... 20

Table 11: Establishment by Sector and Type of Ownership ..... 21

Table 12: Establishment by Sector and Frequency of Operation..... 22

Table 13: Legal Form of Establishment ..... 25

**List of Figures**

Figure 1: Establishments by Registration Status ..... 8

Figure 2: Establishment Turnover by Registration Status..... 11

Figure 3: Employment by Registration Status..... 12

Figure 4: Employees Entitled to Pension, Gratuity or Social Security..... 12

Figure 5: Employees Entitled to Paid Leave ..... 13

Figure 6: Type of Structure / Place where Establishments Operate ..... 14

Figure 7: Source of Capital for Starting Business ..... 17

Figure 8: Establishment Ownership Status ..... 19

Figure 9: Establishment by Type of Ownership ..... 20

Figure 10: Establishment Frequency of Operation ..... 22

Figure 11: Legal Form of Establishment..... 24

## **1. Background Information**

The Economic Census is an important source of facts about the structure and functioning of a country's economy. Establishments, rather than companies, are the basis of the census. The shortage of baseline data for the on-going national accounts surveys has prompted the Central Statistical Office (CSO) to carry out this census. The office has never conducted this kind of a census before and yet in many countries these censuses are carried out every five years. In the United States for instance, it is conducted in each year ending with a '2' and a '7' while in India it has been conducted in 1977, 1980, 1990, 1998 and 2005. The basic purpose of conducting the economic census in most cases is to prepare a frame for follow up surveys intended to collect more detailed sector specific information between economic censuses.

## **2. Objectives**

The main objectives of the First Phase of the Economic Census were:

- To prepare an up to date frame of all establishments engaged in various economic activities.
- To classify these economic activities according to International Standard Industrial Classification Revision 4 (ISIC Rev.4).
- To up-date the Business Register.
- To obtain baseline data that will be an input to the System of National Accounts on economic activities.
- To obtain baseline data for on- going economic surveys
- To provide a sampling frame for future economic sample surveys.

## **3. Scope and Coverage**

The scope of the Economic Census was confined to all visible establishments that are engaged in any economic activity including non-profit making institutions. The Census includes those that are selling their produce or wares in open markets, in fixed locations and mobile businesses in all sectors of the economy. Registered name, Trading name, Sex, Address of operator, Location of the establishment, Type of ownership, Main activity, Number of persons employed, etc. were recorded in the listing stage. Global Positioning System (GPS) co-ordinates were also taken for each establishment. The listing questionnaire can be viewed in APPENDIX C.

#### **4. Limitations**

As the census was not household based, it did not include

- Establishments engaged in some activities like smuggling, informal gambling, beggary, prostitution, illegal drug selling, etc. that are mostly found within households.
- Domestic servants, whether they work in one household or in a number of households.

The Agriculture, Construction, Real estate activities as well as the Transportation and storage sectors were a challenge because most of them do not have visible establishments, but are household based.

Resources were also a limiting factor, as the census was conducted during the time when government was facing some financial challenges. Since field officers could not work after-hours and on weekends, respondents who were only available after-hours and on weekends posed a great challenge. Respondents that were available on weekends included those from religious organisations.

#### **5. Non Sampling Errors**

Non-sampling errors included item non-response, especially on sensitive items like turnover and source of capital. Some respondents were reluctant to give the turnover figures in suspicion of taxation. There were also some few cases where respondents totally refused to respond.

#### **6. Methodology**

All visible establishments that were engaged in any economic activity including non-profit making institutions were visited in each Enumeration Area (EA). At first enumerators were deployed along the Mbabane – Manzini corridor (including Matsapha and Malkerns) where there is a high concentration of establishments. The listing of establishments later spread to the other regions of the country.

#### **7. Definitions of terms**

##### **Formal establishment**

This is an incorporated establishment, which is constituted as a separate legal entity; and is registered under specific forms of national legislation. It provides social securities to one or more of its employees and its employees are entitled to paid leave. Social securities include

pensions, gratuity, etc. A formal establishment would normally have a license, or in the case of non-profit making organisations, be officially registered.

### **Informal establishment**

This is a private unincorporated enterprise, i.e. an establishment owned by individuals or households that is not constituted as a separate legal entity. It is not registered under specific forms of national legislation (such as tax laws, professional groups' regulatory bodies, or similar acts, laws or regulations established by national legislative bodies as distinct from local regulations for issuing trade licenses or business permits) and/or their employees are not registered, or entitled to any social security.

### **Licensed Informal establishment**

These are informal establishments, which have been granted a license or permission to operate in a specified area usually by local authorities such as the Municipalities etc.

### **Turnover**

Turnover is the total revenue (sales, rents, grants, donations, subscriptions, gifts, etc.,) of an establishment in a specified time period (financial year).

### **Sales**

Sales represent the value of goods and services rendered to customers during a specified time period. Definitions of other terms and concepts used in national accounts can be viewed in Appendix A.

## **8. Classifications of the national accounts**

### **Accounting System**

The accounting system of the national accounts contains a listing of the specifications of accounts used. Swaziland's national account is based on the International standards of national accounts called System of National Accounts (SNA) 1993.

## **Institutional Sector of the Economy**

For the purposes of the SNA, institutional units that are resident in the economy are grouped together into five mutually exclusive sectors composed of the following types of units: Non-financial corporations, Financial corporations, Government units (including social security funds), Non-Profit Institutions Serving Households (NPISHs) and Households. The five sectors together make up the total economy.

### **Activity classification**

The activity classification used in national accounts refers to aggregates that are based on the present International Standard of Industrial Classification (ISIC Revision 4), released by the United Nations Statistics Division in 2008.

### **Classification of establishments**

Establishments are classified according to their main (principal) activity defined by the System of National Accounts following the International Standard of Industrial Classification (ISIC revision 4). The main activity of an establishment is determined by the income it contributes to the total output, i.e. the main income contributor. The detailed activity classification contains twenty-one sections and eighty-eight divisions. Broad correspondence between ISIC revision 3 and ISIC revision 4 sections (sectors) are shown below.



**Table 1: Broad correspondence between ISIC rev. 3 and ISIC rev. 4 Sections**

ISIC Rev. 3		ISIC Rev. 4	
Section	Description	Section	Description
<b>A</b>	Agriculture, Hunting and Forestry	<b>A</b>	Agriculture, Forestry and Fishing
<b>B</b>	Fishing		
<b>C</b>	Mining and quarrying	<b>B</b>	Mining and quarrying
<b>D</b>	Manufacturing	<b>C</b>	Manufacturing
		<b>D</b>	Electricity, gas, steam and air conditioning supply
<b>E</b>	Electricity, gas and water supply	<b>E</b>	Water supply, sewerage, waste management and remediation activities
<b>F</b>	Construction	<b>F</b>	Construction
<b>G</b>	Wholesale and retail trade; repair of motor vehicles, motorcycles and personal and household goods	<b>G</b>	Wholesale and retail trade; repair of motor vehicles and motorcycles
<b>H</b>	Hotels and restaurants	<b>H</b>	Transportation and storage
			Accommodation and food service activities
<b>I</b>	Transport, storage and communications	<b>I</b>	
		<b>J</b>	Information and communication
<b>J</b>	Financial intermediation	<b>K</b>	Financial and insurance activities
<b>K</b>	Real estate, renting and business activities	<b>L</b>	Real estate activities
		<b>M</b>	
		<b>N</b>	Professional, scientific and technical activities
			Administrative and support service activities
<b>L</b>	Public Administration and defence; compulsory social security	<b>O</b>	Public administration and defence; compulsory social security
<b>M</b>	Education	<b>P</b>	Education
<b>N</b>	Health and social work	<b>Q</b>	Human health and social work activities
<b>O</b>	Other community, social and personal services activities	<b>R</b>	Arts, entertainment and recreation
		<b>S</b>	Other service activities
<b>P</b>	Activities of private households as employers and undifferentiated production activities of private households	<b>T</b>	Activities of households as employers; undifferentiated goods- and services-producing activities of households for own use
<b>Q</b>	Extraterritorial organizations and bodies	<b>U</b>	Activities of extraterritorial organizations and bodies

Note: ISIC Rev. 3 had 17 sections and 62 divisions. ISIC Rev. 4 has 21 sections and 88 divisions. The divisions under each section of ISIC Rev. 4 can be viewed in Appendix B.

## 9. Results of the Census (Phase I)

**Table 2: Number and Percent of Establishments by Sector**

Section/Sector	Number	Percent
Agriculture, forestry and fishing	776	4.7
Mining and Quarrying	8	0.0
Manufacturing	1 245	7.5
Electricity, gas and water supply	16	0.1
Water supply, sewerage, waste management and remediation activities	11	0.1
Construction	405	2.4
Wholesale and retail trade: repair of motor vehicles, motorcycles and personal and household goods	8 428	50.6
Transport, storage and communication	244	1.5
Accommodation and food service activities	615	3.7
Information and communication	134	0.8
Financial and insurance activities	488	2.9
Real estate, renting and business activities	1 714	10.3
Professional, scientific and technical activities	439	2.6
Administrative and support service activities	241	1.4
Public administration and defence; compulsory social security	52	0.3
*Education	451	2.7
Human health and social work activities	187	1.1
Arts, entertainment and recreation	78	0.5
Other service activities	1 129	6.8
Activities of extra-territorial organisations	5	0.0
<b>Total</b>	<b>16 666</b>	<b>100.0</b>

\*The education sector was not fully covered during this phase and hence the figure shown in the report is underestimated. According to the Ministry of Education, the number of schools in 2011 was 854 in total.

According to the Swaziland Economic Census, there were 16666 establishments, which were found to be operational in the country. These exclude government ministries and departments. Out of these establishments, 50.6% comes from the Trade sector (Wholesale and Retail Trade; Repair of Motor Vehicles and Motorcycles), 10.3% from the Real estate, renting and business activities and 7.5% from the manufacturing sector. The least number of establishments were observed from Activities of extra-territorial organisations, Arts, entertainment and recreation, Public administration and defence; compulsory social security, Water supply, sewerage, waste management and remediation activities among others.

**Figure 1: Establishments by Registration Status**

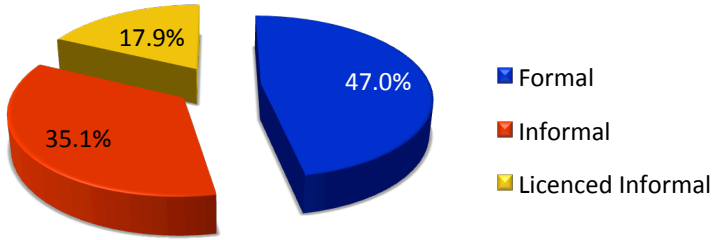


Figure 1 above indicates that about 47% of the establishments covered in the census are formal registered, which means that more than half (53%) of the establishments are informal. Of the 53% informal establishments, about 35.1% are completely informal while about 17.9% are licensed informal.

Table 3 below indicates that most of the informal establishments are found under Mining and Quarrying (66.6%), Trade (60.6%) and Other Services Activities (54.4%) sectors. However, sectors like Construction, Real estate activities as well as the Transportation and storage have the challenges stated under limitations because quite a number of establishments within these sectors are not visible but household based. Section T (Activities of Households as Employers; Undifferentiated Goods and services producing activities of households for own use) is a household based sector; as such no data was collected.

**Table 3: Percentages of Establishments by Sector and Registration Status**

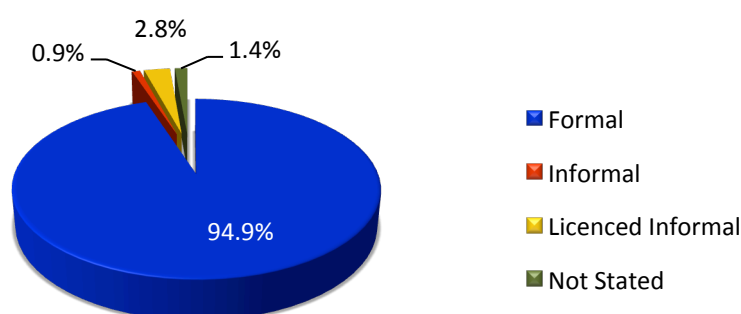
Section/Sector	Formal	Informal	Licensed Informal
A. Agriculture, Forestry and Fishing	67.7%	20.0%	12.3%
B. Mining and Quarrying	33.4%	33.3%	33.3%
C. Manufacturing	53.8%	26.9%	19.4%
D. Electricity, Gas, Steam and Air Conditioning Supply	88.9%	5.6%	5.6%
E. Water Supply: Sewerage, Waste Management and Remediation Activities	92.9%	7.1%	0.0%
F. Construction	92.0%	4.0%	4.0%
G. Wholesale and Retail Trade; Repair of Motor Vehicles and Motorcycles	39.4%	40.3%	20.3%
H. Transportation and Storage	79.2%	9.1%	11.7%
I. Accommodation and Food Services Activities	66.0%	23.0%	11.0%
J. Information and Communication	71.2%	21.2%	7.6%
K. Financial and Insurance Activities	80.3%	11.5%	8.1%
L. Real Estate Activities	91.5%	6.4%	2.1%
M. Professional, Scientific and Technical Activities	71.4%	18.5%	10.1%
N. Administrative and Support Activities	80.1%	9.6%	10.3%
O. Public Administrative and Defence; Compulsory Social Security	84.6%	2.6%	12.8%
P. Education	51.6%	21.9%	26.5%
Q. Human Health and Social Work Activities	67.9%	17.6%	14.5%
R. Arts, Entertainment and Recreation	60.4%	24.5%	15.1%
S. Other Service Activities	45.6%	42.1%	12.3%
T. Activities of Households as Employers; Undifferentiated Goods- and Services-Producing Activities of Households for Own Use	-	-	-
U. Activities of Extraterritorial Organisations and Bodies	71.4%	28.6%	0.0%
<b>Total</b>	<b>47.0%</b>	<b>35.1%</b>	<b>17.9%</b>

**Table 4: Distribution of Turnover by Sector**

Section/Sector	Turnover (E)	Percent
A. Agriculture, Forestry and Fishing	2 944 242 792	3.6
B. Mining and Quarrying	437 993 612	0.5
C. Manufacturing	35 370 788 530	43.8
D. Electricity, Gas, Steam and Air Conditioning Supply	2 072 270 923	2.6
E. Water Supply: Sewerage, Waste Management and Remediation Activities	18 840 354	0.0
F. Construction	3 012 631 865	3.7
G. Wholesale and Retail Trade; Repair of Motor Vehicles and Motorcycles	11 275 454 046	14.0
H. Transportation and Storage	4 859 056 297	6.0
I. Accommodation and Food Services Activities	274 776 510	0.3
J. Information and Communication	1 522 411 755	1.9
K. Financial and Insurance Activities	6 892 252 871	8.5
L. Real Estate Activities	1 473 289 914	1.8
M. Professional, Scientific and Technical Activities	849 846 968	1.1
M. Administrative and Support Activities	343 692 679	0.4
N. Public Administrative and Defence; Compulsory Social Security	7 940 599 474	9.8
O. Education	1 000 431 660	1.2
P. Human Health and Social Work Activities	350 161 161	0.4
Q. Arts, Entertainment and Recreation	44 058 312	0.1
R. Other Service Activities	127 978 570	0.2
S. Activities of Households as Employers; Undifferentiated Goods- and Services-Producing Activities of Households for Own Use	-	-
T. Activities of Extraterritorial Organisations and Bodies	243 242	0.0
<b>Total</b>	<b>80 811 021 535</b>	<b>100.0</b>

The distribution of turnover by sectors as shown in the above table indicates that the Manufacturing sector is the major contributor of the turnover and accounts for about 43.8% of the total turnover captured in the census. The Trade (wholesale and retail; repair of motor vehicles and motor cycles) sector accounts for 14.0%, while the Public (public administrative & defence; compulsory social security) sector, which includes government public enterprises, accounts for 9.8%. However contribution of central government alone accounts for 10.9% of the total turnover. Turnover from extraterritorial organisations and bodies is insignificant thus a zero percent is shown in the table. Sectors with the least turnover include water supply, arts, entertainment and recreation; accommodation & food services, mining and quarrying; human health and social work; education and other services which contribute less than 1% each.

**Figure 2: Establishment Turnover by Registration Status**



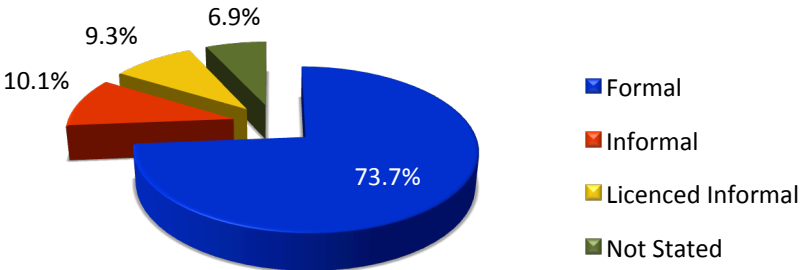
**Table 5: Number of Employees by Sector**

Section/Sector	Number of Employees	Percent
A. Agriculture, Forestry and Fishing	20 466	13.3
B. Mining and Quarrying	605	0.4
C. Manufacturing	49 859	32.4
D. Electricity, Gas, Steam and Air Conditioning Supply	1 392	0.9
E. Water Supply: Sewerage, Waste Management and Remediation Activities	163	0.1
F. Construction	8 488	5.5
G. Wholesale and Retail Trade; Repair of Motor Vehicles and Motorcycles	27 091	17.6
H. Transportation and Storage	4 120	2.7
I. Accommodation and Food Services Activities	4 394	2.9
J. Information and Communication	2 113	1.4
K. Financial and Insurance Activities	4 595	3.0
L. Real Estate Activities	3 526	2.3
M. M. Professional, Scientific and Technical Activities	2 905	1.9
N. Administrative and Support Activities	3 829	2.5
O. *Public Administrative and Defence; Compulsory Social Security	5 602	3.6
P. Education	7 422	4.8
Q. Human Health and Social Work Activities	3 568	2.3
R. Arts, Entertainment and Recreation	1 002	0.7
S. Other Service Activities	2 865	1.9
T. Activities of Households as Employers; Undifferentiated Goods- and Services-Producing Activities of Households for Own Use		
U. Activities of Extraterritorial Organisations and Bodies	105	0.1
<b>Total</b>	<b>154 109</b>	<b>100.0</b>

\*Public Administrative and Defence; Compulsory Social Security in this table does not include employment from the Central government which is estimated to be 37893 persons.

According to the Economic census, there are about 154109 persons employed in the country. This figure excludes the public sector, which has total employment of 37893. This therefore gives a total of 192002 persons employed in Swaziland. Out of the 154109 persons employed, 32.4 percent comes from the manufacturing sector followed by Wholesale and Retail Trade; Repair of Motor Vehicles and Motorcycles with about 17.6 percent and the Agriculture sector employs about 13.3 percent. The least employing sectors include; Activities of Extraterritorial Organisations (0.1%), Mining and Quarrying (0.4%), Electricity, Gas, Steam and Air Conditioning Supply (0.3%), Water Supply: Sewerage, Waste Management and Remediation Activities (0.10%), and Arts, Entertainment and Recreation (0.7%).

**Figure 3: Employment by Registration Status**



**Figure 4: Employees Entitled to Pension, Gratuity or Social Security**

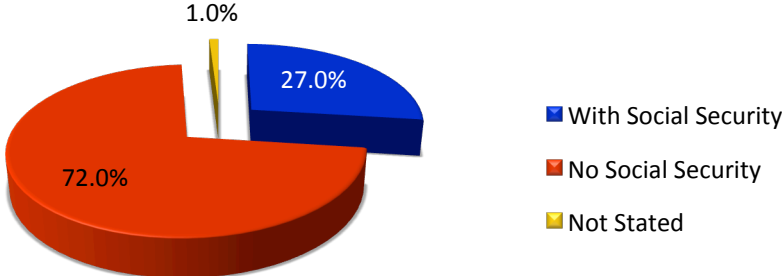


Figure 4 above indicates that over 72% of employees do not have any form of social security. Table 6 below shows that most of the employees who are not entitled to pension, gratuity, or any social security are found under; Other Services activities (82.5%), Wholesale and retail trade (80.2%), Manufacturing (73.0%), Mining and quarrying (66.7%), Information and communications (59.3%) as well as under Accommodation and food services activities (57.0%). On the other hand the Activities of extraterritorial organisation and bodies have recorded 100% of their establishments as having employees entitled to pension, gratuity, or any social security. The Public administration and defence; Education; Human health and Social care have most of their establishments providing these services to their employees.

**Table 6: Percentage of Employees Entitled to Pension, Gratuity or Social Security by Sector**

Section/Sector	With Social Security	No Social Security	Not Stated
Agriculture, forestry and fishing	61.5%	38.5%	0.0%
Mining and quarrying	16.7%	66.6%	16.7%
Manufacturing	25.6%	73.0%	1.4%
Electricity, gas, steam and air conditioner	77.8%	11.1%	11.1%
Water supply, sewerage, waste management and remediation activities	57.1%	42.9%	0.0%
Construction	74.0%	23.0%	3.0%
Wholesale and retail trade, repair of motor vehicles and motor cycles	19.1%	80.2%	0.7%
Transportation and storage	74.0%	24.7%	1.3%
Accommodation and food services activities	42.3%	57.0%	0.7%
Information and communications	39.8%	59.4%	0.8%
Financial and insurance services	69.2%	28.2%	2.6%
Real estate activities	78.8%	19.1%	2.1%
Professional, scientific and technical services	61.6%	37.5%	0.9%
Administrative and support services	55.5%	43.2%	1.4%
Public administration and defence, compulsory social security	71.8%	25.6%	2.6%
Education	64.0%	35.2%	0.9%
Human health and social work activities	78.6%	18.9%	2.5%
Arts, entertainment and recreation	52.8%	43.4%	3.8%
Other services activities	16.3%	82.5%	1.3%
Activities of extraterritorial organisation and bodies	100.0%	0.0%	0.0%
<b>Total</b>	<b>27.2%</b>	<b>71.8%</b>	<b>1.0%</b>

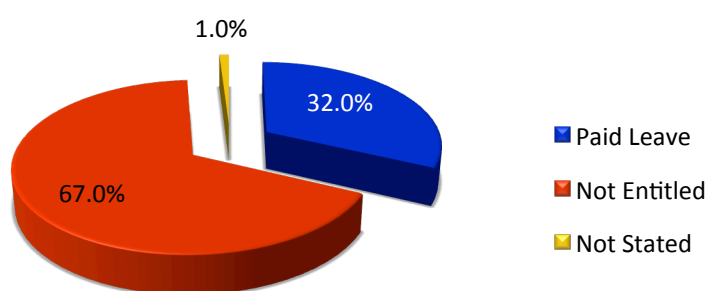
**Figure 5: Employees Entitled to Paid Leave**

Figure 5 above indicates that about 67% of the total employees are not entitled to paid leave and only 32% are entitled to paid leave. Like in the case of employees who are not entitled to pension, gratuity, or any social security, the first three sectors; Other Services activities, Wholesale and retail trade and Manufacturing have higher proportions of employees not entitled to paid leave. Table 7 indicates that these sectors have; 76.5%, 74.5% and 67.4% respectively of their employees not entitled to paid leave.

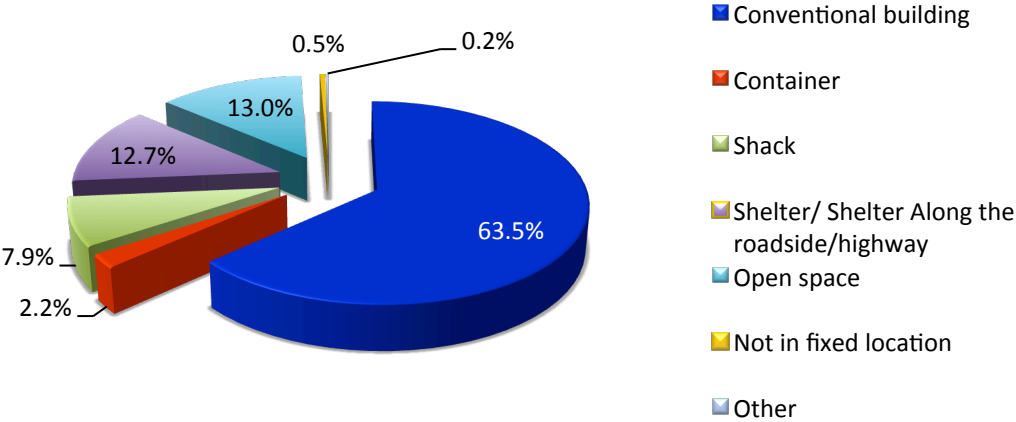


Employees under; Activities of extraterritorial organisation and bodies, Human health and social work activities and Public administration and defence recorded; 100%, 83.0% and 79.5% respectively of their employees who are entitled to pay leave.

**Table 7: Employees Entitled to Paid Leave by Sector**

Section/Sector	Paid Leave	Not Entitled	Not Stated
Agriculture, forestry and fishing	72.3%	27.7%	0.0%
Mining and quarrying	50.0%	33.3%	16.7%
Manufacturing	31.2%	67.4%	1.4%
Electricity, gas, steam and air conditioner	77.8%	11.1%	11.1%
Water supply, sewerage, waste management and remediation activities	50.0%	50.0%	0.0%
Construction	72.0%	25.0%	3.0%
Wholesale and retail trade, repair of motor vehicles and motor cycles	24.4%	74.9%	0.7%
Transportation and storage	74.0%	24.7%	1.3%
Accommodation and food services activities	48.3%	50.6%	1.1%
Information and communications	44.9%	54.3%	0.8%
Financial and insurance services	68.0%	28.6%	3.4%
Real estate activities	78.8%	19.1%	2.1%
Professional, scientific and technical services	61.5%	37.6%	0.9%
Administrative and support services	55.5%	43.2%	1.4%
Public administration and defence, compulsory social security	79.5%	17.9%	2.6%
Education	72.0%	27.1%	0.9%
Human health and social work activities	83.0%	14.5%	2.5%
Arts, entertainment and recreation	56.6%	39.6%	3.8%
Other services activities	22.8%	76.5%	0.7%
Activities of extraterritorial organisation and bodies	100.0%	0.0%	0.0%
<b>Total</b>	<b>32.3%</b>	<b>66.8%</b>	<b>0.9%</b>

**Figure 6: Type of Structure / Place where Establishments Operate**



About 63.5% of the total number of establishments operates under Conventional Buildings (Figure 6). Table 7 indicates that sectors with high number of establishments operating under Conventional buildings include; Activities of extraterritorial organisation and bodies (100%), Public administration and defence, compulsory social security (100%), Financial and insurance services (99.1%), Human health and social work activities (98.1%) and Arts, entertainment and recreation (98.0%).

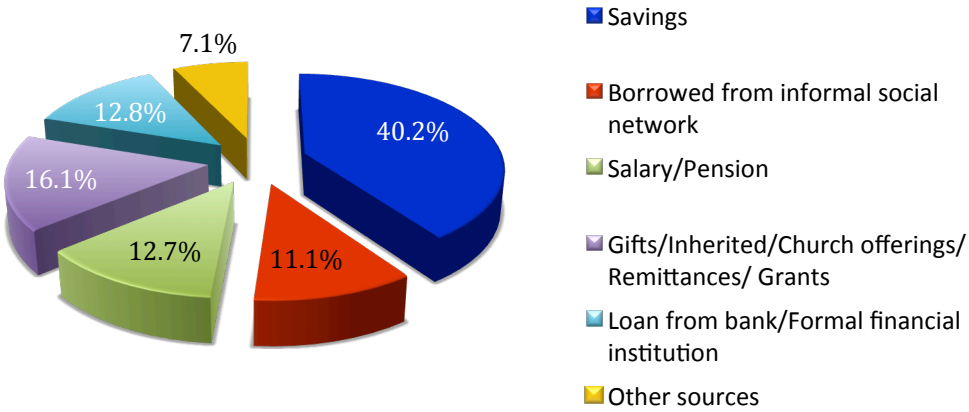
About 13% of the total number of establishments operates in Open space. Sectors with high number of establishments operating in Open space include; Mining and quarrying (40.0%), Agriculture, forestry and fishing (18.8%), Trade (18.2%) and Water supply, sewerage, waste management and remediation activities (14.3%).

About 12.7% of the total number of establishments operates under Shelter/Shelter along Roadside or Highway with the Trade sector leading in establishments operating under these structures or places.

**Table 8: Establishments by Type of Structure / Place where they operate**

Section/Sector	Conventional Building	Container	Shack	Shelter/ Shelter along Roadside /Highway	Open Space	Not in fixed Location	Other
Agriculture, forestry and fishing	75.0%	1.6%	3.1%	1.6%	18.8%	0.0%	0.0%
Mining and quarrying	60.0%	0.0%	0.0%	0.0%	40.0%	0.0%	0.0%
Manufacturing	84.5%	2.4%	4.6%	4.5%	3.6%	0.4%	0.0%
Electricity, gas, steam and air conditioner	94.1%	0.0%	0.0%	0.0%	5.9%	0.0%	0.0%
Water supply, sewerage, waste management and remediation activities	78.6%	0.0%	7.1%	0.0%	14.3%	0.0%	0.0%
Construction	96.9%	2.0%	0.0%	1.0%	0.0%	0.0%	0.0%
Wholesale and retail trade, repair of motor vehicles and motor cycles	51.5%	1.5%	10.0%	17.9%	18.2%	0.7%	0.2%
Transportation and storage	90.8%	2.6%	0.0%	1.3%	5.3%	0.0%	0.0%
Accommodation and food services activities	78.9%	5.2%	6.7%	3.9%	4.8%	0.2%	0.4%
Information and communications	75.2%	7.7%	10.3%	6.0%	0.9%	0.0%	0.0%
Financial and insurance services	99.1%	0.9%	0.0%	0.0%	0.0%	0.0%	0.0%
Real estate activities	97.8%	0.0%	0.0%	2.2%	0.0%	0.0%	0.0%
Professional, scientific and technical services	90.6%	0.9%	1.5%	3.0%	3.9%	0.0%	0.0%
Administrative and support services	92.4%	2.8%	2.8%	0.0%	2.1%	0.0%	0.0%
Public administration and defence, compulsory social security	100.0%	0.0%	0.0%	0.0%	0.0%	0.0%	0.0%
Education	95.6%	3.2%	0.9%	0.3%	0.0%	0.0%	0.0%
Human health and social work activities	98.1%	0.6%	0.6%	0.0%	0.6%	0.0%	0.0%
Arts, entertainment and recreation	98.0%	0.0%	2.0%	0.0%	0.0%	0.0%	0.0%
Other services activities	77.2%	5.2%	6.4%	5.5%	5.4%	0.2%	0.3%
Activities of extraterritorial organisation and bodies	100.0%	0.0%	0.0%	0.0%	0.0%	0.0%	0.0%
<b>Total</b>	<b>63.5%</b>	<b>2.2%</b>	<b>7.9%</b>	<b>12.7%</b>	<b>13.0%</b>	<b>0.5%</b>	<b>0.2%</b>

**Figure 7: Source of Capital for Starting Business**



The chart above shows that about 40.2% of the total establishments accumulate their capital through Savings. Table 9 indicates that sectors that get capital through savings include; Information and communications (55.3%), Electricity, gas, steam and air conditioner (50%), Professional, scientific and technical services (48.3%) and Transportation and storage (46.1%).

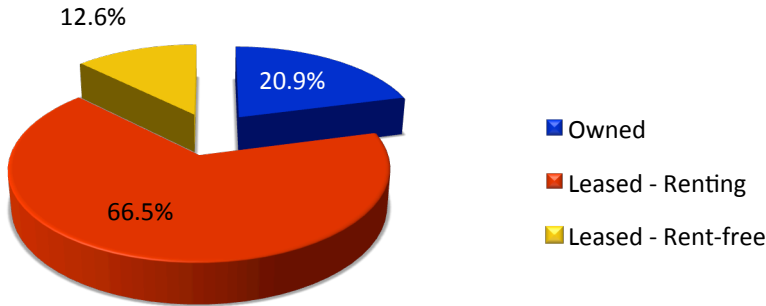
About 16.1% of the total establishments get capital from Gifts, Inherited funds, Grants, Remittances and Church offerings. Sectors that get capital through these sources include; Activities of extraterritorial organisation and bodies (33.4%), Human health and social work activities (30.0%), Public administration and defence, compulsory social security (28.6%) and Education (24.7%).

About 12.8% of the total establishments get capital through Loan from a bank or a formal financial institution. Sectors that get capital through Loan from a bank or a formal financial institution include; Real estate activities (47.5%), Administrative and support services (34.2%), Arts, entertainment and recreation (30.9%), Agriculture, forestry and fishing (25.0%) and Construction (25.0%).

**Table 9: Source of Capital for Starting Business by Sector**

Section/Sector	Savings	Borrowed from In-formal social network	Salary/Pension	Gifts/ Inherited/ Church offerings/ Remittances /Grants	Loan from Bank/Formal financial Institution	Other Sources
Agriculture, forestry and fishing	34.0%	7.1%	12.5%	12.5%	25.0%	8.9%
Mining and quarrying	40.0%	20.0%	20.0%	20.0%	0.0%	0.0%
Manufacturing	42.4%	10.3%	12.1%	15.8%	13.9%	5.5%
Electricity, gas, steam and air conditioner	50.0%	10.0%	10.0%	0.0%	10.0%	20.0%
Water supply, sewerage, waste management and remediation activities	38.5%	0.0%	0.0%	15.4%	15.4%	30.7%
Construction	41.0%	3.4%	10.3%	12.4%	25.0%	7.9%
Wholesale and retail trade, repair of motor vehicles and motor cycles	39.8%	12.8%	13.5%	16.6%	10.8%	6.5%
Transportation and storage	46.1%	7.4%	5.6%	20.4%	7.5%	13.0%
Accommodation and food services activities	43.3%	7.7%	10.6%	11.6%	20.5%	6.3%
Information and communications	55.3%	4.9%	6.8%	12.7%	12.6%	7.7%
Financial and insurance services	38.5%	4.5%	12.5%	10.0%	22.0%	12.5%
Real estate activities	32.5%	2.5%	5.0%	7.5%	47.5%	5.0%
Professional, scientific and technical services	48.3%	4.2%	13.7%	6.6%	21.0%	6.2%
Administrative and support services	38.8%	2.4%	11.1%	7.9%	34.2%	5.6%
Public administration and defence, compulsory social security	22.9%	0.0%	11.5%	28.6%	11.5%	25.5%
Education	28.6%	3.5%	6.8%	24.7%	11.3%	25.1%
Human health and social work activities	24.8%	6.8%	6.1%	30.0%	20.3%	12.0%
Arts, entertainment and recreation	40.4%	2.4%	2.4%	9.6%	30.9%	14.3%
Other services activities	42.9%	11.6%	14.5%	16.7%	10.4%	3.9%
Activities of extraterritorial organisation and bodies	0.0%	0.0%	0.0%	33.4%	0.0%	66.6%
<b>Total</b>	<b>40.2%</b>	<b>11.1%</b>	<b>12.7%</b>	<b>16.1%</b>	<b>12.8%</b>	<b>7.1%</b>

**Figure 8: Establishment Ownership Status**



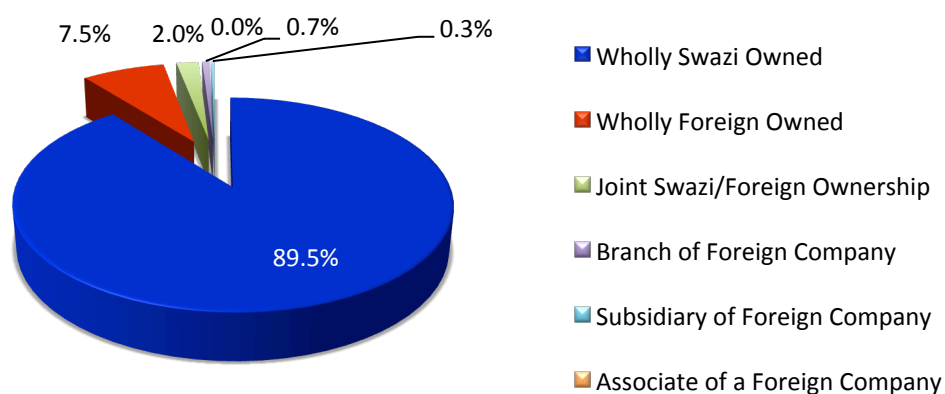
Ownership status here is with regard to the structures of the establishments whether they are owned, leased / renting or leased rent free. The chart above indicates that a majority of the establishments are renting the structures that are operating in. About 66.5% reported that they are paying rent, 20.9% own the structures and 12.5% do not own the structures but are leased to them on rent-free basis.

The Activities of extraterritorial organisation and bodies have most of their establishments (85.7%) owning the structures they are operating in. Notably are the Financial and Insurance services that have the least ownership of establishment structures of about 7.4%. This implies that a majority of them (90.9%) are renting their premises followed by the Administrative and support services sector with 87.5%. Concerning the rent free category, the Mining and quarrying sector and the Wholesale and retail trade sector are leading with 20% and 17.6% respectively.

**Table 10: Establishment Ownership Status by Sector**

Section/Sector	Owned	Leased - Renting	Leased - Rent-free
Agriculture, forestry and fishing	50.8%	44.6%	4.6%
Mining and quarrying	20.0%	60.0%	20.0%
Manufacturing	27.5%	68.5%	4.0%
Electricity, gas, steam and air conditioner	68.8%	31.2%	0.0%
Water supply, sewerage, waste management and remediation activities	7.1%	85.8%	7.1%
Construction	30.2%	66.7%	3.1%
Wholesale and retail trade, repair of motor vehicles and motor cycles	18.9%	63.5%	17.6%
Transportation and storage	30.3%	65.8%	3.9%
Accommodation and food services activities	22.0%	71.5%	6.5%
Information and communications	26.1%	72.2%	1.7%
Financial and insurance services	7.4%	90.9%	1.7%
Real estate activities	56.5%	43.5%	0.0%
Professional, scientific and technical services	11.4%	86.8%	1.8%
Administrative and support services	12.5%	87.5%	0.0%
Public administration and defence, compulsory social security	23.7%	76.3%	0.0%
Education	57.2%	37.0%	5.8%
Human health and social work activities	37.6%	59.2%	3.2%
Arts, entertainment and recreation	21.6%	78.4%	0.0%
Other services activities	16.7%	80.1%	3.2%
Activities of extraterritorial organisation and bodies	85.7%	14.3%	0.0%
<b>Total</b>	<b>20.9%</b>	<b>66.5%</b>	<b>12.6%</b>

**Figure 9: Establishment by Type of Ownership**



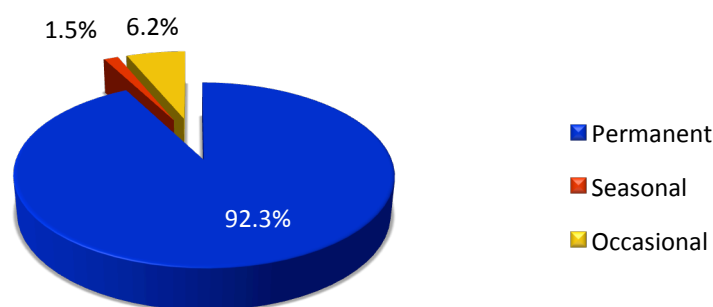
About 89.5% of the establishments are wholly owned by Swazis. Table 11 shows that Mining and quarrying, Accommodation and food services activities, Manufacturing, Education and Wholesale and retail trade, repair of motor vehicles and motor cycles are 100%, 91.9%, 90.6%, 90.1% and 90% respectively Swazi owned. Most of the wholly foreign owned establishments are located within the Activities of extraterritorial organisation and bodies (57%).

**Table 11: Establishment by Sector and Type of Ownership**

Section/Sector	Wholly Swazi Owned	Wholly Foreign Owned	Joint Swazi/ Foreign Ownership	Branch of Foreign Company	Subsidiary of Foreign Company	Associate of a Foreign Company
Agriculture, forestry and fishing	86.2%	7.7%	4.6%	1.5%	0.0%	0.0%
Mining and quarrying	100.0%	0.0%	0.0%	0.0%	0.0%	0.0%
Manufacturing	90.6%	7.5%	1.5%	0.1%	0.3%	0.0%
Electricity, gas, steam and air conditioner	88.2%	0.0%	11.8%	0.0%	0.0%	0.0%
Water supply, sewerage, waste management and remediation activities	57.2%	21.4%	0.0%	21.4%	0.0%	0.0%
Construction	87.8%	7.1%	3.1%	2.0%	0.0%	0.0%
Wholesale and retail trade, repair of motor vehicles and motor cycles	90.0%	7.8%	1.3%	0.5%	0.4%	0.0%
Transportation and storage	71.1%	14.5%	9.2%	5.3%	0.0%	0.0%
Accommodation and food services activities	91.9%	5.9%	1.1%	0.9%	0.2%	0.0%
Information and communications	84.6%	6.8%	7.7%	0.9%	0.0%	0.0%
Financial and insurance services	83.4%	8.7%	5.2%	2.6%	0.0%	0.0%
Real estate activities	87.0%	4.3%	8.7%	0.0%	0.0%	0.0%
Professional, scientific and technical services	85.6%	6.0%	7.8%	0.6%	0.0%	0.0%
Administrative and support services	84.8%	9.7%	4.8%	0.7%	0.0%	0.0%
Public administration and defence, compulsory social security	73.7%	5.3%	10.5%	7.9%	2.6%	0.0%
Education	90.1%	4.1%	3.8%	1.8%	0.3%	0.0%
Human health and social work activities	71.8%	19.9%	5.1%	2.6%	0.0%	0.6%
Arts, entertainment and recreation	80.0%	8.0%	6.0%	2.0%	0.0%	4.0%
Other services activities	94.1%	4.3%	1.3%	0.1%	0.1%	0.1%
Activities of extraterritorial organisation and bodies	14.3%	57.1%	28.6%	0.0%	0.0%	0.0%
<b>Total</b>	<b>89.5%</b>	<b>7.5%</b>	<b>2.0%</b>	<b>0.7%</b>	<b>0.3%</b>	<b>0.0%</b>



**Figure 10: Establishment Frequency of Operation**



About 92.3% of the total establishments operate throughout the year (permanent) while about 6.2% operate occasional, and about 1.5% operate seasonal (Figure 10). Mining and quarrying as well as the Wholesale and retail trade sectors reported the highest percentage number of establishments who are operational on occasional basis (Table 12). The Mining and quarrying sector reported 20% while the Wholesale and retail trade sector reported 8.4%. The Construction as well as the Education sectors reported the highest percentage number of establishments who are operational on seasonal basis. The Construction sector reported 4.1% while the Education sector reported 2.9%.

**Table 12: Establishment by Sector and Frequency of Operation**

Section/Sector	Permanent	Seasonal	Occasional
Agriculture, forestry and fishing	98.5%	1.5%	0.0%
Mining and quarrying	80.0%	0.0%	20.0%
Manufacturing	95.4%	1.7%	2.9%
Electricity, gas, steam and air conditioner	100.0%	0.0%	0.0%
Water supply, sewerage, waste management and remediation activities	100.0%	0.0%	0.0%
Construction	92.8%	4.1%	3.1%
Wholesale and retail trade, repair of motor vehicles and motor cycles	89.8%	1.8%	8.4%
Transportation and storage	96.1%	1.3%	2.6%
Accommodation and food services activities	98.1%	0.6%	1.3%
Information and communications	96.6%	1.7%	1.7%
Financial and insurance services	99.1%	0.0%	0.9%
Real estate activities	100.0%	0.0%	0.0%
Professional, scientific and technical services	97.6%	0.0%	2.4%
Administrative and support services	97.2%	1.4%	1.4%
Public administration and defence, compulsory social security	97.4%	0.0%	2.6%
Education	91.6%	2.9%	5.5%
Human health and social work activities	98.8%	0.6%	0.6%
Arts, entertainment and recreation	100.0%	0.0%	0.0%
Other services activities	97.3%	0.3%	2.4%
Activities of extraterritorial organisation and bodies	100.0%	0.0%	0.0%
<b>Total</b>	<b>92.3%</b>	<b>1.5%</b>	<b>6.2%</b>

## Legal Form of Establishment

The question on legal form of establishment seeks to ascertain the type of business entity the establishment is involved in. The following definitions may be useful in understanding some type of business entities covered in this question;

A **sole proprietorship** (Individual Proprietorship) is a business owned by one person. This type of business is not a separate legal entity as the owner enters into all transactions in their personal capacity. There are no agreements or articles stipulating how the business must be managed. The sole proprietor is the owner of all the business' assets and is responsible or fully liable for all the business' debts. The sole proprietorship terminates when the owner stops carrying on business. (Standard Bank South Africa, [www.standardbank.co.za](http://www.standardbank.co.za))

A **private company** (Private Limited Company) is a separate legal entity distinct from its shareholders. A private company is liable for its debts and creditors cannot sue the shareholders for the payment of these debts. A private company can have up to 50 shareholders. (Standard Bank South Africa, [www.standardbank.co.za](http://www.standardbank.co.za))

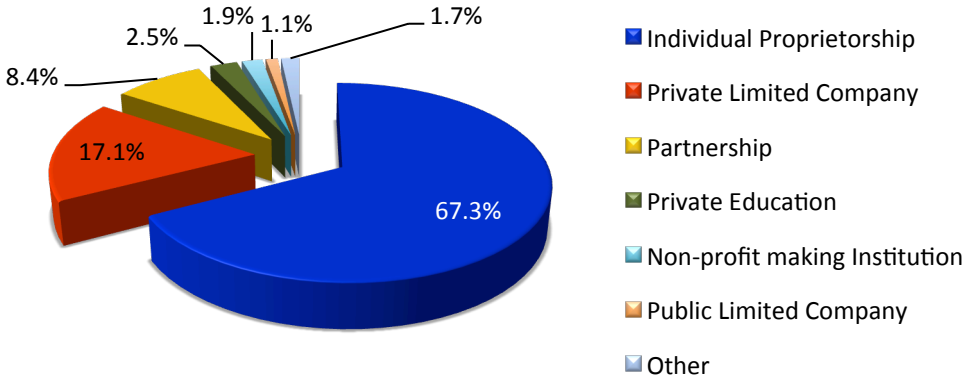
A **partnership** is a particular type of business formed by people who intend making and sharing profits. It can be defined as a relationship based on an agreement between two or more persons who undertake to contribute something with the object of making a profit and sharing it between them. (Standard Bank South Africa, [www.standardbank.co.za](http://www.standardbank.co.za))

A **public company** (Public Limited Company) is a company that is permitted to sell its registered securities to the general public, also, referred to as a "publicly-traded company." ([www.investinganswers.com](http://www.investinganswers.com)).

**International organizations** (see Section U in Appendix B).

**Non-profit making institutions** are organizations that are not-for-profit, by law or custom; do not distribute any surplus they may generate to those who own or control them; are institutionally separate from government; are self-governing; and are non-compulsory. (ISIC\_Rev\_4).

**Figure 11: Legal Form of Establishment**



About 67.3% of the total establishments are Sole proprietors, 17.1% are Private companies, while about 8.4% are Partnerships (Figure 11). Table 13 below indicates that there are few International Organisations (0.1%), Statutory Bodies/Boards/Parastatals (0.6%) and Co-operatives (0.8%).

**Table 13: Legal Form of Establishment**

Section/Sector	Private Limited Company	Public Limited Company	Statutory Body/ Board/ Parastatal	Co-operative	Individual Proprietorship	Partnership	Non-profit making Institution	International Organization	Private Education	Not Stated
Agriculture, forestry and fishing	40.1%	1.5%	1.5%	12.3%	30.8%	13.8%	0.0%	0.0%	0.0%	0.0%
Mining and quarrying	50.0%	0.0%	0.0%	0.0%	33.3%	0.0%	0.0%	0.0%	16.7%	0.0%
Manufacturing	19.6%	1.9%	0.3%	2.3%	63.8%	9.3%	0.5%	0.0%	2.2%	0.1%
Electricity, gas, steam and air conditioner	61.1%	5.6%	5.6%	0.0%	16.7%	0.0%	0.0%	0.0%	11.1%	0.0%
Water supply, sewerage, waste management and remediation activities	50.0%	0.0%	0.0%	0.0%	35.7%	14.3%	0.0%	0.0%	0.0%	0.0%
Construction	61.0%	0.0%	0.0%	0.0%	18.0%	18.0%	1.0%	0.0%	2.0%	0.0%
Wholesale and retail trade, repair of motor vehicles and motor cycles	13.5%	0.6%	0.1%	0.4%	75.8%	7.2%	0.1%	0.0%	2.0%	0.3%
Transportation and storage	68.8%	0.0%	1.3%	0.0%	16.9%	6.5%	1.3%	0.0%	5.2%	0.0%
Accommodation and food services activities	23.9%	0.7%	0.4%	0.7%	59.9%	11.8%	0.7%	0.2%	1.5%	0.2%
Information and communications	27.1%	4.2%	4.2%	0.0%	50.9%	8.5%	1.7%	0.0%	3.4%	0.0%
Financial and insurance services	39.5%	3.4%	3.9%	7.3%	25.3%	13.7%	1.3%	0.0%	5.6%	0.0%
Real estate activities	61.8%	2.1%	2.1%	4.3%	17.0%	8.5%	2.1%	0.0%	2.1%	0.0%
Professional, scientific and technical services	36.4%	3.0%	1.5%	0.9%	40.0%	15.5%	0.3%	0.3%	2.1%	0.0%
Administrative and support services	38.6%	4.1%	2.1%	2.1%	37.2%	12.4%	1.4%	0.0%	2.1%	0.0%
Public administration and defence, compulsory social security	48.7%	7.7%	7.7%	0.0%	7.7%	10.3%	12.8%	0.0%	5.1%	0.0%
Education	17.3%	6.3%	4.3%	2.6%	25.9%	10.4%	20.7%	0.6%	10.7%	1.2%
Human health and social work activities	25.2%	1.9%	5.0%	0.6%	22.6%	8.8%	27.7%	4.4%	3.8%	0.0%
Arts, entertainment and recreation	32.1%	0.0%	7.5%	1.9%	32.1%	15.1%	3.8%	0.0%	7.5%	0.0%
Other services activities	7.1%	0.4%	0.3%	0.5%	73.9%	8.3%	5.9%	0.2%	3.2%	0.2%
Activities of extraterritorial organisation and bodies	0.0%	0.0%	0.0%	0.0%	0.0%	0.0%	100.0%	0.0%	0.0%	0.0%
<b>Total</b>	<b>17.1%</b>	<b>1.1%</b>	<b>0.6%</b>	<b>0.8%</b>	<b>67.3%</b>	<b>8.4%</b>	<b>1.9%</b>	<b>0.1%</b>	<b>2.5%</b>	<b>0.2%</b>

## **Appendix A: Concepts and Definitions of Terms**

### **Turnover**

Turnover is the total sales of a company over a stated period. It can also mean the number of shares of stock sold on the market throughout a given time frame.

### **Establishment**

Is an enterprise, or part of an enterprise, that is situated in a single location and in which only a single productive activity is carried out or in which the principal productive activity accounts for most of the value added.

Establishments are sometimes referred to as local kind-of activity units (local KAUs).

### **Enterprise**

An enterprise is the view of an institutional unit as a producer of goods and services. The term enterprise may refer to a corporation, a quasi-corporation, a NPI or an unincorporated enterprise.

### **Principal activities**

The principal activity of a producer unit is the activity whose value added exceeds that of any other activity.

### **Secondary activities**

A secondary activity is an activity carried out within a single producer unit in addition to the principal activity and whose output, like that of the principal activity, must be suitable for delivery outside the producer unit.

(The value added of a secondary activity must be less than that of the principal activity, by definition of the latter. The output of the secondary activity is a secondary product. Most producer units produce at least some secondary products.)

### **Ancillary activities**

As its name implies, an ancillary activity is incidental to the main activity of an enterprise. It facilitates the efficient running of the enterprise but does not normally result in goods and services that can be marketed. For enterprises that are relatively small and have only a single location, ancillary activities are not separately identified. For larger enterprises with multiple locations, it may be useful to treat ancillary activities in the same way as a secondary or even a principal product.

**Gross value added**

Gross value added is the value of output less the value of intermediate consumption.

**Net value added**

Net value added is the value of output less the values of both intermediate consumption and consumption of fixed capital.

**Output**

Output is defined as the goods and services produced by an establishment,

*a. excluding the value of any goods and services used in an activity for which the establishment does not assume the risk of using the products in production, and*

*b. excluding the value of goods and services consumed by the same establishment except for goods and services used for capital formation (fixed capital or changes in inventories) or own final consumption.*

**Output for own final use**

Output for own final use consists of products retained by the producer for his own use as final consumption or capital formation.

**Intermediate consumption**

Intermediate consumption consists of the value of the goods and services consumed as inputs by a process of production, excluding fixed assets whose consumption is recorded as consumption of fixed capital.

Source: SNA 2008

## **Appendix B: International Standard Industrial Classification (ISIC) Revision 4 Sections**

### **A. Agriculture, forestry and fishing**

This section includes the exploitation of vegetal and animal natural resources, comprising the activities of growing of crops, raising and breeding of animals, harvesting of timber and other plants, animals or animal products from a farm or their natural habitats.

0111 Growing of cereals (except rice), leguminous crops and oil seeds

0112 Growing of rice

0113 Growing of vegetables and melons, roots and tubers

0114 Growing of sugar cane

0115 Growing of tobacco

0116 Growing of fibre crops (e.g. cotton)

0119 Growing of other non-perennial crops

0121 Growing of grapes

0122 Growing of tropical and subtropical fruits

0123 Growing of citrus fruits

0124 Growing of pome fruits and stone fruits

0125 Growing of other tree and bush fruits and nuts

0126 Growing of oleaginous fruits

0127 Growing of beverage crops

0128 Growing of spices, aromatic, drug and pharmaceutical crops

0129 Growing of other perennial crops

0130 Plant propagation

0141 Raising of cattle and buffaloes

0142 Raising of horses and other equines

0143 Raising of camels and camelids

0144 Raising of sheep and goats

0145 Raising of swine/pigs

0146 Raising of poultry

0149 Raising of other animals

0150 Mixed farming

0161 Support activities for crop production

0162 Support activities for animal production

0163 Post-harvest crop activities

0164 Seed processing for propagation

0170 Hunting, trapping and related service activities

0210 Silviculture and other forestry activities

0220 Logging

0230 Gathering of non-wood forest products

0240 Support services to forestry

- 0311 Marine fishing
- 0312 Freshwater fishing
- 0321 Marine aquaculture
- 0322 Freshwater aquaculture

## **B. Mining and quarrying**

This section includes the extraction of minerals occurring naturally as solids (coal and ores), liquids (petroleum) or gases (natural gas). Extraction can be achieved by different methods such as underground or surface mining, well operation, seabed mining etc.

- 0510 Mining of hard coal
- 0520 Mining of lignite
- 0610 Extraction of crude petroleum
- 0620 Extraction of natural gas
- 0710 Mining of iron ores
- 0721 Mining of uranium and thorium ores
- 0729 Mining of other non-ferrous metal ores
- 0810 Quarrying of stone, sand and clay
- 0891 Mining of chemical and fertilizer minerals
- 0892 Extraction of peat
- 0893 Extraction of salt
- 0899 Other mining and quarrying n.e.c.
- 0910 Support activities for petroleum and natural gas extraction
- 0990 Support activities for other mining and quarrying

## **C. Manufacturing**

This section includes the physical or chemical transformation of materials, substances, or components into new products, although this cannot be used as the single universal criterion for defining manufacturing (see remark on processing of waste below). The materials, substances, or components transformed are raw materials that are products of agriculture, forestry, fishing, mining or quarrying as well as products of other manufacturing activities. Substantial alteration, renovation or reconstruction of goods is generally considered to be manufacturing.

- 1010 Processing and preserving of meat
- 1020 Processing and preserving of fish, crustaceans and mollusks
- 1030 Processing and preserving of fruit and vegetables
- 1040 Manufacture of vegetable and animal oils and fats
- 1050 Manufacture of dairy products
- 1061 Manufacture of grain mill products



1062 Manufacture of starches and starch products  
1071 Manufacture of bakery products  
1072 Manufacture of sugar  
1073 Manufacture of cocoa, chocolate and sugar confectionery  
1074 Manufacture of macaroni, noodles, couscous and similar farinaceous products  
1075 Manufacture of prepared meals and dishes  
1079 Manufacture of other food products n.e.c.  
1080 Manufacture of prepared animal feeds  
1101 Distilling, rectifying and blending of spirits  
1102 Manufacture of wines  
1103 Manufacture of malt liquors and malt  
1104 Manufacture of soft drinks; production of mineral waters and other bottled waters  
1200 Manufacture of tobacco products  
1311 Preparation and spinning of textile fibres  
1313 Finishing of textiles  
1391 Manufacture of knitted and crocheted fabrics  
1392 Manufacture of made-up textile articles, except apparel  
1393 Manufacture of carpets and rugs  
1394 Manufacture of cordage, rope, twine and netting  
1399 Manufacture of other textiles n.e.c.  
1410 Manufacture of wearing apparel, except fur apparel  
1420 Manufacture of articles of fur  
1430 Manufacture of knitted and crocheted apparel  
1511 Tanning and dressing of leather; dressing and dyeing of fur  
1512 Manufacture of luggage, handbags and the like, saddlery and harness  
1520 Manufacture of footwear  
1610 Sawmilling and planning of wood  
1621 Manufacture of veneer sheets and wood-based panels  
1622 Manufacture of builders' carpentry and joinery  
1629 Manufacture of other products of wood; manufacture of articles of cork, straw and plaiting materials  
1701 Manufacture of pulp, paper and paperboard  
1702 Manufacture of corrugated paper and paperboard and of containers of paper and paperboard  
1709 Manufacture of other articles of paper and paperboard  
1811 Printing  
1812 Service activities related to printing  
1820 Reproduction of recorded media  
1910 Manufacture of coke oven products  
1920 Manufacture of refined petroleum products  
2011 Manufacture of basic chemicals  
2012 Manufacture of fertilizers and nitrogen compounds

2013 Manufacture of plastics and synthetic rubber in primary forms  
2021 Manufacture of pesticides and other agrochemical products  
2022 Manufacture of paints, varnishes and similar coatings, printing ink and mastics  
2023 Manufacture of soap and detergents, cleaning and polishing preparations, perfumes and toilet preparations  
2029 Manufacture of other chemical products n.e.c.  
2030 Manufacture of man-made fibres  
2100 Manufacture of pharmaceuticals, medicinal chemical and botanical products  
2211 Manufacture of rubber tyres and tubes; retreading and rebuilding of rubber tyres.  
2219 Manufacture of other rubber products  
2220 Manufacture of plastics products  
2310 Manufacture of glass and glass products  
2391 Manufacture of refractory products  
2392 Manufacture of clay building materials  
2393 Manufacture of other porcelain and ceramic products  
2394 Manufacture of cement, lime and plaster  
2410 Manufacture of basic iron and steel  
2420 Manufacture of basic precious and other non-ferrous metals  
2431 Casting of iron and steel  
2432 Casting of non-ferrous metals  
2511 Manufacture of structural metal products  
2512 Manufacture of tanks, reservoirs and containers of metal  
2513 Manufacture of steam generators, except central heating hot water boilers  
2520 Manufacture of weapons and ammunition  
2591 Forging, pressing, stamping and roll-forming of metal; powder metallurgy  
2592 Treatment and coating of metals; machining  
2593 Manufacture of cutlery, hand tools and general hardware  
2599 Manufacture of other fabricated metal products n.e.c.  
2610 Manufacture of electronic components and boards  
2620 Manufacture of computers and peripheral equipment  
2630 Manufacture of communication equipment  
2640 Manufacture of consumer electronics  
2651 Manufacture of measuring, testing, navigating and control equipment  
2652 Manufacture of watches and clocks  
2660 Manufacture of irradiation, electromedical and electrotherapeutic equipment  
2670 Manufacture of optical instruments and photographic equipment  
2680 Manufacture of magnetic and optical media  
2710 Manufacture of electric motors, generators, transformers and electricity distribution and control apparatus  
2720 Manufacture of batteries and accumulators  
2731 Manufacture of fibre optic cables  
2732 Manufacture of other electronic and electric wires and cables

2733 Manufacture of wiring devices  
2740 Manufacture of electric lighting equipment  
2790 Manufacture of other electrical equipment  
2811 Manufacture of engines and turbines, except aircraft, vehicle and cycle engines  
2812 Manufacture of fluid power equipment  
2813 Manufacture of other pumps, compressors, taps and valves  
2814 Manufacture of bearings, gears, gearing and driving elements  
2815 Manufacture of ovens, furnaces and furnace burners  
2816 Manufacture of lifting and handling equipment  
2817 Manufacture of office machinery and equipment (except computers and peripheral equipment)  
2818 Manufacture of power-driven hand tools  
2819 Manufacture of other general-purpose machinery  
2821 Manufacture of agricultural and forestry machinery  
2822 Manufacture of metal-forming machinery and machine tools  
2823 Manufacture of machinery for metallurgy  
2824 Manufacture of machinery for mining, quarrying and construction  
2825 Manufacture of machinery for food, beverage and tobacco processing  
2826 Manufacture of machinery for textile, apparel and leather production  
2829 Manufacture of other special-purpose machinery  
2910 Manufacture of motor vehicles  
2920 Manufacture of bodies (coachwork) for motor vehicles; manufacture of trailers and semi-trailers  
2930 Manufacture of parts and accessories for motor vehicles  
3011 Building of ships and floating structures  
3012 Building of pleasure and sporting boats  
3020 Manufacture of railway locomotives and rolling stock  
3030 Manufacture of air and spacecraft and related machinery  
3040 Manufacture of military fighting vehicles  
3091 Manufacture of motorcycles  
3092 Manufacture of bicycles and invalid carriages  
3099 Manufacture of other transport equipment n.e.c.  
3100 Manufacture of furniture  
3211 Manufacture of jewellery and related articles  
3212 Manufacture of imitation jewellery and related articles  
3220 Manufacture of musical instruments  
3230 Manufacture of sports goods  
3240 Manufacture of games and toys  
3250 Manufacture of medical and dental instruments and supplies  
3290 Other manufacturing n.e.c.  
3311 Repair of fabricated metal products  
3312 Repair of machinery

- 3313 Repair of electronic and optical equipment
- 3314 Repair of electrical equipment
- 3315 Repair of transport equipment, except motor vehicles
- 3319 Repair of other equipment
- 3320 Installation of industrial machinery and equipment

**D. Electricity, gas, steam and air conditioning supply**

This section includes the activity of providing electric power, natural gas, steam, hot water and the like through a permanent infrastructure (network) of lines, mains and pipes. The dimension of the network is not decisive; also included are the distribution of electricity, gas, steam, hot water and the like in industrial parks or residential buildings. This section therefore includes the operation of electric and gas utilities, which generate, control and distribute electric power or gas. Also included is the provision of steam and air-conditioning supply.

- 3510 Electric power generation, transmission and distribution
- 3520 Manufacture of gas; distribution of gaseous fuels through mains
- 3530 Steam and air conditioning supply

**E. Water supply; sewerage, waste management and remediation activities**

This section includes activities related to the management (including collection, treatment and disposal) of various forms of waste, such as solid or non-solid industrial or household waste, as well as contaminated sites. The output of the waste or sewage treatment process can either be disposed of or become an input into other production processes. Activities of water supply are also grouped in this section, since they are often carried out in connection with, or by units also engaged in, the treatment of sewage.

- 3600 Water collection, treatment and supply
- 3700 Sewerage
- 3811 Collection of non-hazardous waste
- 3812 Collection of hazardous waste
- 3821 Treatment and disposal of non-hazardous waste
- 3822 Treatment and disposal of hazardous waste
- 3830 Materials recovery
- 3900 Remediation activities and other waste management services

## **F. Construction**

This section includes general construction and specialized construction activities for buildings and civil engineering works. It includes new work, repair, additions and alterations, the erection of prefabricated buildings or structures on the site and also construction of a temporary nature. General construction is the construction of entire dwellings, office buildings, stores and other public and utility buildings, farm buildings etc., or the construction of civil engineering works such as motorways, streets, bridges, tunnels, railways, airfields, harbours and other water projects, irrigation systems, sewerage systems, industrial facilities, pipelines and electric lines, sports facilities etc.

- 4100 Construction of buildings
- 4210 Construction of roads and railways
- 4220 Construction of utility projects
- 4290 Construction of other civil engineering projects
- 4312 Site preparation
- 4321 Electrical installation
- 4322 Plumbing, heat and air-conditioning installation
- 4329 Other construction installation
- 4330 Building completion and finishing
- 4390 Other specialized construction activities

## **G. Wholesale and retail trade; repair of motor vehicles and Motorcycles**

This section includes wholesale and retail sale (i.e. sale without transformation) of any type of goods and the rendering of services incidental to the sale of these goods. Wholesaling and retailing are the final steps in the distribution of goods. Goods bought and sold are also referred to as merchandise. Also included in this section are the repair of motor vehicles and motorcycles. Sale without transformation is considered to include the usual operations (or manipulations) associated with trade, for example sorting, grading and assembling of goods, mixing (blending) of goods (for example sand), bottling (with or without preceding bottle cleaning), packing, breaking bulk and repacking for distribution in smaller lots, storage (whether or not frozen or chilled), cleaning and drying of agricultural products, cutting out of wood fibreboards or metal sheets as secondary activities.

- 4510 Sale of motor vehicles
- 4520 Maintenance and repair of motor vehicles
- 4530 Sale of motor vehicle parts and accessories
- 4540 Sale, maintenance and repair of motorcycles and related parts and accessories
- 4610 Wholesale on a fee or contract basis
- 4620 Wholesale of agricultural raw materials and live animals
- 4630 Wholesale of food, beverages and tobacco
- 4641 Wholesale of textiles, clothing and footwear

4649 Wholesale of other household goods  
4651 Wholesale of computers, computer peripheral equipment and software  
4652 Wholesale of electronic and telecommunications equipment and parts  
4653 Wholesale of agricultural machinery, equipment and supplies  
4659 Wholesale of other machinery and equipment  
4661 Wholesale of solid, liquid and gaseous fuels and related products  
4662 Wholesale of metals and metal ores  
4663 Wholesale of construction materials, hardware, plumbing and heating equipment and supplies  
4669 Wholesale of waste and scrap and other products n.e.c.  
4690 Non-specialized wholesale trade  
4711 Retail sale in non-specialized stores with food, beverages or tobacco predominating  
4721 Retail sale of food in specialized stores  
4722 Retail sale of beverages in specialized stores  
4723 Retail sale of tobacco products in specialized stores  
4730 Retail sale of automotive fuel in specialized stores  
4741 Retail sale of computers, peripheral units, software and telecommunications equipment in specialized stores  
4742 Retail sale of audio and video equipment in specialized stores  
4751 Retail sale of textiles in specialized stores  
4752 Retail sale of hardware, paints and glass in specialized stores  
4753 Retail sale of carpets, rugs, wall and floor coverings in specialized stores  
4759 Retail sale of electrical household appliances, furniture, lighting equipment and other household articles in specialized stores  
4761 Retail sale of books, newspapers and stationary in specialized stores  
4762 Retail sale of music and video recordings in specialized stores  
4763 Retail sale of sporting equipment in specialized stores  
4764 Retail sale of games and toys in specialized stores  
4771 Retail sale of clothing, footwear and leather articles in specialized stores  
4772 Retail sale of pharmaceutical and medical goods, cosmetic and toilet articles in specialized stores  
4773 Other retail sale of new goods in specialized stores  
4774 Retail sale of second-hand goods  
4781 Retail sale via stalls and markets of food, beverages and tobacco products  
4782 Retail sale via stalls and markets of textiles, clothing and footwear  
4789 Retail sale via stalls and markets of other goods  
4791 Retail sale via mail order houses or via Internet  
4799 Other retail sale not in stores, stalls or markets

## **H. Transportation and storage**

This section includes the provision of passenger or freight transport, whether scheduled or not, by rail, pipeline, road, water or air and associated activities such as terminal and parking facilities, cargo handling, storage etc. Included in this section is the renting of transport equipment with driver or operator. Also included are postal and courier activities. This section excludes maintenance and repair of motor vehicles and other transportation equipment (see classes 4520 and 3315, respectively), the construction, maintenance and repair of roads, railroads, harbours, airfields (see classes 4210 and 4290), as well as the renting of transport equipment without driver or operator (see classes 7710 and 7730).

- 4911 Passenger rail transport, interurban
- 4912 Freight rail transport
- 4921 Urban and suburban passenger land transport
- 4922 Other passenger land transport
- 4923 Freight transport by road
- 4930 Transport via pipeline
- 5011 Sea and coastal passenger water transport
- 5012 Sea and coastal freight water transport
- 5021 Inland passenger water transport
- 5022 Inland freight water transport
- 5110 Passenger air transport
- 5120 Freight air transport
- 5210 Warehousing and storage
- 5221 Service activities incidental to land transportation
- 5222 Service activities incidental to water transportation
- 5223 Service activities incidental to air transportation
- 5224 Cargo handling
- 5229 Other transportation support activities
- 5310 Postal activities
- 5320 Courier activities

## **I. Accommodation and food service activities**

This section includes the provision of short-stay accommodation for visitors and other travelers and the provision of complete meals and drinks fit for immediate consumption. The amount and type of supplementary services provided within this section can vary widely.

- 5510 Short term accommodation activities
- 5520 Camping grounds, recreational vehicle parks and trailer parks
- 5590 Other accommodation
- 5610 Restaurants and mobile food service activities

- 5621 Event catering
- 5629 Other food service activities
- 5630 Beverage serving activities

## **J. Information and communication**

This section includes the production and distribution of information and cultural products, the provision of the means to transmit or distribute these products, as well as data or communications, information technology activities and the processing of data and other information service activities.

- 5811 Book publishing
- 5812 Publishing of directories and mailing lists
- 5813 Publishing of newspapers, journals and periodicals
- 5819 Other publishing activities
- 5820 Software publishing
- 5911 Motion picture, video and television programme production activities
- 5912 Motion picture, video and television programme post-production activities
- 5913 Motion picture, video and television programme distribution activities
- 5914 Motion picture projection activities
- 6010 Radio broadcasting
- 6020 Television programming and broadcasting activities
- 6110 Wired telecommunications activities
- 6120 Wireless telecommunications activities
- 6130 Satellite telecommunications activities
- 6190 Other telecommunications activities
- 6201 Computer programming activities
- 6202 Computer consultancy and computer facilities management activities
- 6209 Other information technology and computer service activities
- 6311 Data processing, hosting and related activities
- 6312 Web portals
- 6391 News agency activities
- 6399 Other information service activities n.e.c.

## **K. Financial and insurance activities**

This section includes financial service activities, including insurance, reinsurance and pension funding activities and activities to support financial services. This section also includes the activities of holding assets, such as activities of holding companies and the activities of trusts, funds and similar financial entities.



6411 Central banking  
6419 Other monetary intermediation  
6420 Activities of holding companies  
6430 Trusts, funds and similar financial entities  
6491 Financial leasing  
6492 Other credit granting  
6499 Other financial service activities, except insurance and pension funding activities, n.e.c.  
6511 Life insurance  
6512 Non-life insurance  
6520 Reinsurance  
6530 Pension funding  
6611 Administration of financial markets  
6612 Security and commodity contracts brokerage  
6619 Other activities auxiliary to financial service activities  
6621 Risk and damage evaluation  
6622 Activities of insurance agents and brokers  
6629 Other activities auxiliary to insurance and pension funding  
6630 Fund management activities

#### **L. Real estate activities**

This section includes acting as lessors, agents and/or brokers in one or more of the following: selling or buying real estate, renting real estate, providing other real estate services such as appraising real estate or acting as real estate escrow agents. Activities in this section may be carried out on own or leased property and may be done on a fee or contract basis. Also included is the building of structures, combined with maintaining ownership or leasing of such structures. This section includes real estate property managers.

6810 Real estate activities with own or leased property  
6820 Real estate activities on a fee or contract basis

#### **M. Professional, scientific and technical activities**

This section includes specialized professional, scientific and technical activities. These activities require a high degree of training, and make specialized knowledge and skills available to users.

6910 Legal activities  
6920 Accounting, bookkeeping and auditing activities; tax consultancy  
7010 Activities of head offices  
7020 Management consultancy activities  
7110 Architectural and engineering activities and related technical consultancy

7120 Technical testing and analysis  
7210 Research and experimental development on natural sciences and engineering  
7220 Research and experimental development on social sciences and humanities  
7310 Advertising  
7320 Market research and public opinion polling  
7410 Specialized design activities  
7420 Photographic activities  
7490 Other professional, scientific and technical activities n.e.c.  
7500 Veterinary activities

**N. Administrative and support service activities**

This section includes a variety of activities that support general business operations. These activities differ from those in section M, since their primary purpose is not the transfer of specialized knowledge.

7710 Renting and leasing of motor vehicles  
7721 Renting and leasing of recreational and sports goods  
7722 Renting of video tapes and disks  
7729 Renting and leasing of other personal and household goods  
7730 Renting and leasing of other machinery, equipment and tangible goods  
7740 Leasing of intellectual property and similar products, except copyrighted works  
7810 Activities of employment placement agencies  
7820 Temporary employment agency activities  
7830 Other human resources provision  
7911 Travel agency activities  
7912 Tour operator activities  
7990 Other reservation service and related activities  
8010 Private security activities  
8020 Security systems service activities  
8030 Investigation activities  
8110 Combined facilities support activities  
8121 General cleaning of buildings  
8129 Other building and industrial cleaning activities  
8130 Landscape care and maintenance service activities  
8211 Combined office administrative service activities  
8219 Photocopying, document preparation and other specialized office support activities  
8220 Activities of call centres  
8230 Organization of conventions and trade shows  
8291 Activities of collection agencies and credit bureaus  
8292 Packaging activities  
8299 Other business support service activities n.e.c.

## **O. Public administration and defence; compulsory social security**

This section includes activities of a governmental nature, normally carried out by the public administration. This includes the enactment and judicial interpretation of laws and their pursuant regulation, as well as the administration of programmes based on them, legislative activities, taxation, national defence, public order and safety, immigration services, foreign affairs and the administration of government programmes. This section also includes compulsory social security activities. The legal or institutional status is not, in itself, the determining factor for an activity to belong in this section, rather than the activity being of a nature specified in the previous paragraph. This means that activities classified elsewhere in ISIC do not fall under this section, even if carried out by public entities. For example, administration of the school system (i.e. regulations, checks, curricula) falls under this section, but teaching itself does not (see section P), and a prison or military hospital is classified to health (see section Q). Similarly, some activities described in this section may be carried out by non-government units.

8411 General public administration activities

8412 Regulation of the activities of providing health care, education, cultural services and other social services, excluding social security

8413 Regulation of and contribution to more efficient operation of businesses

8421 Foreign affairs

8422 Defence activities

8423 Public order and safety activities

8430 Compulsory social security activities

## **P. Education**

This section includes education at any level or for any profession, oral or written as well as by radio and television or other means of communication. It includes education by the different institutions in the regular school system at its different levels as well as adult education, literacy programmes etc. Also included are military schools and academies, prison schools etc. at their respective levels. The section includes public as well as private education.

8510 Pre-primary and primary education

8521 General secondary education

8522 Technical and vocational secondary education

8530 Higher education

8541 Sports and recreation education

8542 Cultural education

8549 Other education n.e.c.

8550 Educational support activities

## **Q. Human health and social work activities**

This section includes the provision of health and social work activities. Activities include a wide range of activities, starting from health care provided by trained medical professionals in hospitals and other facilities, over residential care activities that still involve a degree of health care activities to social work activities without any involvement of health care professionals.

8610 Hospital activities

8620 Medical and dental practice activities

8690 Other human health activities

8710 Residential nursing care facilities

8720 Residential care activities for mental retardation, mental health and substance abuse

8730 Residential care activities for the elderly and disabled

8790 Other residential care activities

8810 Social work activities without accommodation for the elderly and disabled

8890 Other social work activities without accommodation

## **R. Arts, entertainment and recreation**

This section includes a wide range of activities to meet varied cultural, entertainment and recreational interests of the general public, including live performances, operation of museum sites, gambling, sports and recreation activities.

9000 Creative, arts and entertainment activities

9101 Library and archives activities

9102 Museums activities and operation of historical sites and buildings

9103 Botanical and zoological gardens and nature reserves activities

9200 Gambling and betting activities

9311 Operation of sports facilities

9312 Activities of sports clubs

9319 Other sports activities

9321 Activities of amusement parks and theme parks

## **S. Other service activities**

This section (as a residual category) includes the activities of membership organizations, the repair of computers and personal and household goods and a variety of personal service activities not covered elsewhere in the classification.

9411 Activities of business and employers membership organizations

9412 Activities of professional membership organizations

9420 Activities of trade unions

9491 Activities of religious organizations

9492 Activities of political organizations

9499 Activities of other membership organizations n.e.c.

9511 Repair of computers and peripheral equipment

9512 Repair of communication equipment

9521 Repair of consumer electronics

9522 Repair of household appliances and home and garden equipment

9523 Repair of footwear and leather goods

9524 Repair of furniture and home furnishings

9529 Repair of other personal and household goods

9601 Washing and (dry-) cleaning of textile and fur products

9602 Hairdressing and other beauty treatment

9603 Funeral and related activities

9609 Other personal service activities n.e.c.

## **T. Activities of households as employers; undifferentiated goods- and services-producing activities of households for own use**

9700 Activities of households as employers of domestic personnel

9810 Undifferentiated goods-producing activities of private households for own use

9820 Undifferentiated service-producing activities of private households for own use

## **U. Activities of extraterritorial organizations and bodies**

9900 Activities of extraterritorial organizations and bodies

## **General Information**

### **Copyright and use of data**

The Central Statistical Office has copyright on this publication. Users of the data may apply the information as they wish, provided they acknowledge the Central Statistical Office as the source of the basic data wherever they process, apply, utilise, publish or distribute the data; and also that they specify that the relevant application and analysis result from their own processing of the data. If users require further data and/or information, enquiries should be made by email or telephone.

### **Enquiries**

Central Statistical Office (CSO) Swaziland

Physical address: Mhlambanyatsi Road, Ministerial Office Building

Postal address: P.O. Box 456, H100 Mbabane

Telephone number: +268 2404 2151/2/3

Fax number: +268 2404 3300

Email: [national.accounts@gov.sz](mailto:national.accounts@gov.sz)

